



25' Angler 2500 Center Console

- Year: 2005
- **Current Price: US\$ 24,900** (12/10)
- Located in Boynton Beach, FL
- Hull Material: Fiberglass
- Engine/Fuel Type: Single Gas
- YW# 1871-2296679

25' 2005 ANGLER 2500 CENTER CONSOLE, powered by a single 250hp Evinrude E-Tec 2-stroke with less than 400 hours, full electronics GARMIN Color GPS, FURUNO Color Depth Sounder, iCom VHF, POLY PLANER am/fm/cd.

Performance Aluminum Trailer with new brakes included.

Additional Specs, Equipment and Information:

Builder/Designer

Builder: Angler Boat Corporation, Miami, FL

Dimensions

LOA: 26'

Beam: 8'6"

Displacement: 3200#(dry)

Draft: 17"

Engines

Engine Brand: EVINRUDE

Engine(s) HP: 250

Engine Model: E-TEC

Engine Hours: 395

Maximum Speed: 45 mph

Tankage

Fuel: 175 Gal

Deck

Angler boasts an expansive and versatile deck layout. Starting at the bow there is an integrated pulpit with roller and anchor storage. There are two large fish-box's/storage compartments, a filler piece and full set of deck pads make a great sun deck. The integrated seat forward of the console flips up to reveal a small cooler. The passthroughs on each side of the console are nice and wide and will allow for 360 degree fishability. There are two extra large in-deck macerated fish boxes on either side of the large self bailing cockpit. The rear full transom is where you will find a large live-well and bait prep station. Along with the molded swim platform with telescopic dive ladder you can enter the deck via the tuna door. There is a rear bench seat that folds down when you're fighting that fish and a raw water wash-down to rinse the deck. The helm seat is a leaning post with a fold up bolster seat, 4 rod rocket launcher, and large cooler storage.

- Forward Sundeck/Storage with full pads

- Bow Pulpit with roller and anchor storage
- 2- Large in deck fish boxes with macerator
- Large livewell
- Integrated Swim Platform, with dive ladder
- Raw Water wash-down
- Fold away aft bench seat
- Leaning Post with Fold Up Bolster and 4 rod Rocket Launcher

Electronics/Console

The large center console has storage within with easy access to wiring and batteries. The oversized T-Top has a cockpit spot light, 4 rod rocket launcher, kingfish style outriggers, and a T-Bag for PFD storage. The electronics array is easily accessible from the helm seat.

- Garmin 2006 Color GPS with South FL/Bahamas and North FL Chips
- Furuno FCV-582L Color LCD Sounder
- iCom IC-M302 VHF Radio
- Poly-Planar AM/FM/CD
- Lenco Trim Tab controls
- Illuminated Ritchie Compass
- All Manuals and paperwork
- Large in-console storage
- Dual Batteries and battery switch
- Easy access to wiring
- T-Top with 4 rod Rocket Launcher and Side mount Kingfish style outriggers
- Cockpit Deck Light

Engine

250 HP Evinrude E-TEC Outboard Motor with approximately 350 hours. Motor has a Stainless Steel prop plus a spare aluminum one. This is a 2-Stroke motor that runs clean and hard. It jumps this boat up on plane straight out of the hole.

- 250 HP Evinrude E-Tec
- 350 Hours
- Lenco Trim Tabs
- Analog Gauges
- Stainless Steel Prop
- Spare Aluminum Prop

Additional

This vessel has been trailer stored since new, never stored in the water, no bottom paint. The Performance Aluminum trailer was just recently serviced.

All service records for the vessel available pending offer/deposit.


Sea Trials will only be done at home port and with deposit in escrow

- Performance Aluminum Trailer
- -New Brakes
- -New Lights
- -2 Spare Tires


Disclaimer

The Company offers the details of this vessel in good faith but cannot guarantee or warrant the accuracy of this information nor warrant the condition of the vessel. A buyer should instruct his agents, or his surveyors, to investigate such details as the buyer desires validated. This vessel is offered subject to prior sale, price change, or withdrawal without notice.

Last Revised: Dec 26, 2010



Forward Deck, with pads



Forward Deck, Storage



Forward Deck



Cockpit and macerated fish boxes



Full Transom with live-well, bait prep station, fold-away bench



Starboard Walkthrough



Swim Platform and Full transom



Helm



Electronics



Electronics




T-Top and Leaning Post



T-Top and Leaning Post



Lenco Trim Tabs



Bow Pulpit



Bow Profile



Port Side Detail



Starboard Bow Detail



Starboard Aft Detail



Port Side Profile



250 HP Evinrude E-Tec



Boarding Ladder and Tuna Door